

- Features:
- High temperature molded encapsulation
 - Flex termination for absorbing thermal expansion
 - All welded construction
 - Non-inductive winding available (contact Stackpole with requirements)
 - RoHS compliant / lead-free

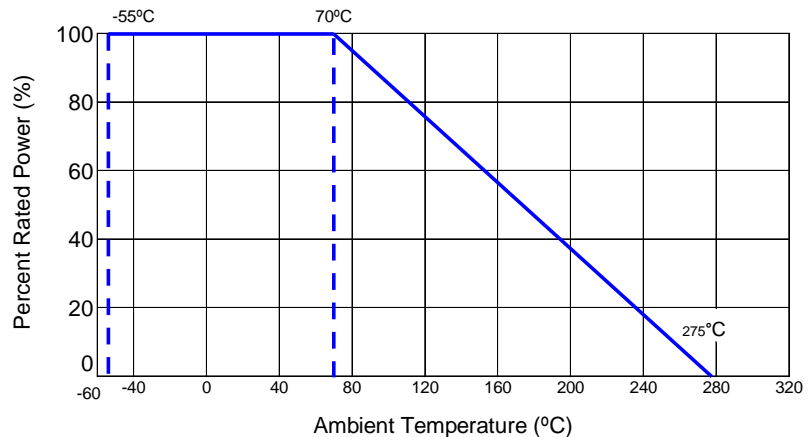


Electrical Specifications								
Type / Code	Power Rating (Watts) @ 70°C	Maximum Working Voltage	Dielectric Withstanding Voltage	Resistance Temperature Coefficient	Ohmic Range (Ω) and Tolerance			
					0.1%	0.5%	1%	5%
SM2615	1W	25V	>500V	±75 ppm/°C ±100 ppm/°C ±20 ppm/°C	-			
					5 - 10	3 - 10	1 - 10	0.01 - 0.098
					10.1 - 400		10.2 - 400	11 - 400
SM4124	2W	50V	>500V	±75 ppm/°C ±100 ppm/°C ±20 ppm/°C	-			
					5 - 10	3 - 10	0.1 - 10	
					10.1 - 1K		10.2 - 1K	11 - 1K
SM4527	2W	60V	>500V	±75 ppm/°C ±100 ppm/°C ±20 ppm/°C	-			
					5 - 10	3 - 10	0.1 - 10	
					10.1 - 1K		10.2 - 1K	11 - 1K
SM4527...-LP	2W	60V	>500V	±75 ppm/°C	-			0.01 - 0.05
SMH4527	3W	60V	>500V	±75 ppm/°C	-			0.01 - 0.05
SM6227	3W	100V	>500V	±75 ppm/°C ±100 ppm/°C ±20 ppm/°C	-			
					1 - 10			
					10.1 - 3K	10.2 - 3K	11 - 3K	
SM8035	4W	100V	>500V	±75 ppm/°C ±100 ppm/°C ±20 ppm/°C	-			
					0.05 - 0.098			
					1 - 10			
					10.1 - 5K	10.2 - 5K	11 - 5K	

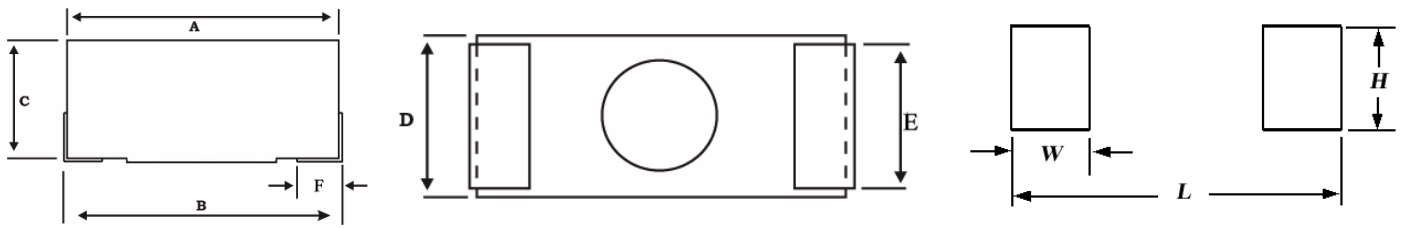
Performance Characteristics	
Test	Test Specifications
Moisture Resistance	±1%
Thermal Shock	±0.5%
Load Life @ 70°C - 1,000 hours	±1%
Resistance to Soldering Heat	±1
Terminal Strength	±0.5%
Dielectric Withstanding Voltage	±0.001% / V
Short Time Overload	±0.2%

Operating Temperature Range: -55°C to +275°C

Power Derating Curve:

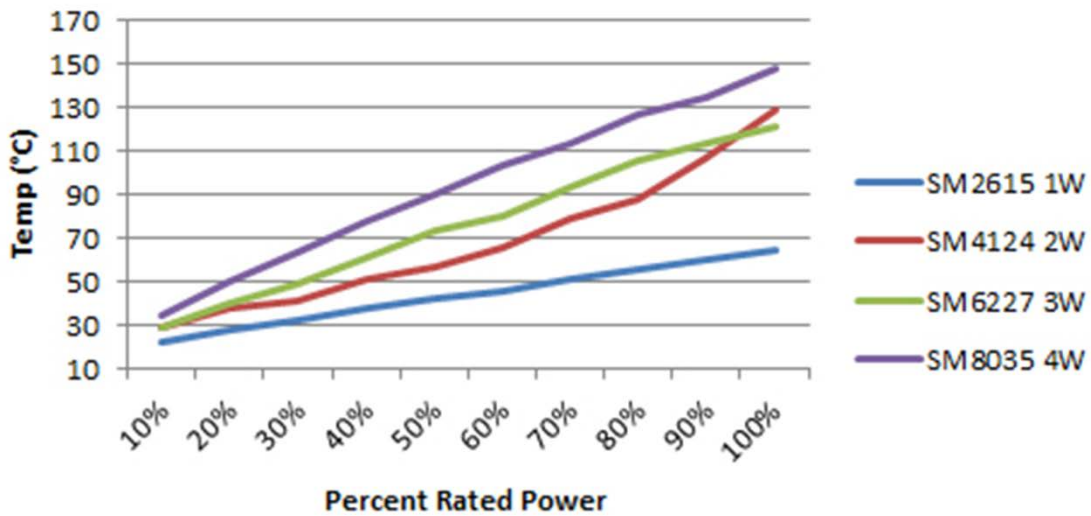


Mechanical Specifications



Type / Code	A Body Length	B Total Length	C Body Height	D Body Width	E Termination Width	F Termination Length	W	H	L	Unit
SM2615	0.260 ± 0.015 6.60 ± 0.38	0.280 ± 0.032 7.11 ± 0.81	0.140 ± 0.015 3.56 ± 0.38	0.150 ± 0.015 3.81 ± 0.38	0.100 ± 0.015 2.54 ± 0.38	0.090 ± 0.015 2.29 ± 0.38	0.138 3.51	0.130 3.30	0.350 8.89	inches mm
SM4124	0.410 ± 0.015 10.41 ± 0.38	0.430 ± 0.032 10.92 ± 0.81	0.180 ± 0.015 4.57 ± 0.38	0.240 ± 0.015 6.10 ± 0.38	0.122 ± 0.015 3.10 ± 0.38	0.090 ± 0.015 2.29 ± 0.38	0.181 4.60	0.157 3.99	0.583 14.81	inches mm
SM4527	0.455 ± 0.015 11.56 ± 0.38	0.475 ± 0.032 12.07 ± 0.81	0.215 ± 0.015 5.46 ± 0.38	0.270 ± 0.015 6.86 ± 0.38	0.122 ± 0.015 3.10 ± 0.38	0.105 ± 0.015 2.67 ± 0.38	0.169 4.29	0.157 3.99	0.587 14.91	inches mm
SM4527...-LP	0.455 ± 0.015 11.56 ± 0.38	0.475 ± 0.032 12.07 ± 0.81	0.150 ± 0.015 3.81 ± 0.38	0.270 ± 0.015 6.86 ± 0.38	0.122 ± 0.015 3.10 ± 0.38	0.105 ± 0.015 2.67 ± 0.38	0.169 4.29	0.157 3.99	0.587 14.91	inches mm
SMH4527	0.455 ± 0.015 11.56 ± 0.38	0.475 ± 0.032 12.07 ± 0.81	0.150 ± 0.015 3.81 ± 0.38	0.270 ± 0.015 6.86 ± 0.38	0.122 ± 0.015 3.10 ± 0.38	0.105 ± 0.015 2.67 ± 0.38	0.169 4.29	0.157 3.99	0.587 14.91	inches mm
SM6227	0.625 ± 0.015 15.88 ± 0.38	0.645 ± 0.032 16.38 ± 0.81	0.250 ± 0.015 6.35 ± 0.38	0.275 ± 0.015 6.99 ± 0.38	0.122 ± 0.015 3.10 ± 0.38	0.130 ± 0.015 3.30 ± 0.38	0.236 5.99	0.157 3.99	0.850 21.59	inches mm
SM8035	0.800 ± 0.015 20.32 ± 0.38	0.825 ± 0.032 20.96 ± 0.81	0.362 ± 0.015 9.19 ± 0.38	0.350 ± 0.015 8.89 ± 0.38	0.122 ± 0.015 3.10 ± 0.38	0.122 ± 0.015 3.10 ± 0.38	0.340 8.64	0.157 3.99	0.950 24.13	inches mm

SM Series Hot Spot Temperature



RoHS Compliance

Stackpole Electronics has joined the worldwide effort to reduce the amount of lead in electronic components and to meet the various regulatory requirements now prevalent, such as the European Union’s directive regarding “Restrictions on Hazardous Substances” (RoHS 2). As part of this ongoing program, we periodically update this document with the status regarding the availability of our compliant components. All our standard part numbers are compliant to EU Directive 2011/65/EU of the European Parliament.

RoHS Compliance Status						
Standard Product Series	Description	Package / Termination Type	Standard Series RoHS Compliant	Lead-Free Termination Composition	Lead-Free Mfg. Effective Date (Std Product Series)	Lead-Free Effective Date Code (YY/WW)
SM	Surface Mount - General Purpose and Precision Wirewound Resistor	SMD	YES	100% Matte Sn	Jan-06	06/01

“Conflict Metals” Commitment

We at Stackpole Electronics, Inc. are joined with our industry in opposing the use of metals mined in the “conflict region” of the eastern Democratic Republic of the Congo (DRC) in our products. Recognizing that the supply chain for metals used in the electronics industry is very complex, we work closely with our own suppliers to verify to the extent possible that the materials and products we supply do not contain metals sourced from this conflict region. As such, we are in compliance with the requirements of Dodd-Frank Act regarding Conflict Minerals.

Compliance to “REACH”

We certify that all passive components supplied by Stackpole Electronics, Inc. are SVHC (Substances of Very High Concern) free and compliant with the requirements of EU Directive 1907/2006/EC, “The Registration, Evaluation, Authorization and Restriction of Chemicals”, otherwise referred to as REACH. Contact us for complete list of REACH Substance Candidate List.

Environmental Policy

It is the policy of Stackpole Electronics, Inc. (SEI) to protect the environment in all localities in which we operate. We continually strive to improve our effect on the environment. We observe all applicable laws and regulations regarding the protection of our environment and all requests related to the environment to which we have agreed. We are committed to the prevention of all forms of pollution.

How to Order

1	2	3	4	5	6	7	8	9	10	11	12	13	14	15
S	M	4	1	2	4	F	T	1	K	0	0	-	L	P

Product Series		Size	Power	Tolerance		Packaging				Resistance Value	Special	
Code	Description			Code	Tol	Code	Description	Size	Quantity	Four characters with the multiplier used as the decimal holder. "L" used as multiplier of 10 ⁻³ for any value under 0.1 ohm. 0.01 ohm = 10L0 0.1 ohm = R100 1 Kohm = 1K00	Code	Description
SM	Standard	2615	1W	B	0.1%	T	13" Reel Plastic Tape	2615	1,500			(blank)
SMH	High Power	4124	2W	D	0.5%			4527(-LP), H4527	1,200	-LP		Low Profile
NSM	Non-inductive	4527	2W	F	1%			4527	900			
		(H)4527	3W	J	5%			4124	800			
		6227	3W					6227	750			
		8035	4W					8035	350			